

# W100100H



## INFORMAZIONI TECNICHE - TECHNICAL INFORMATION

Portata (L/min)	Flow (L/min)	100
Portata (US Gpm)	Flow (US Gpm)	26,4
Regime di rotazione (rpm)	Rotation regime (rpm)	1450
Pressione (MPa)	Pressure (MPa)	10
Pressione (bar)	Pressure (bar)	100
Pressione (psi)	Pressure (psi)	1450
Potenza (hp)	Power (hp)	25
Potenza (kW)	Power (kW)	18,4
Dimensioni d'ingombro L x l x h (mm)	Overall dimensions L x l x h (mm)	388x340,5x208
Peso (kg)	Weight (kg)	38

# W100100H

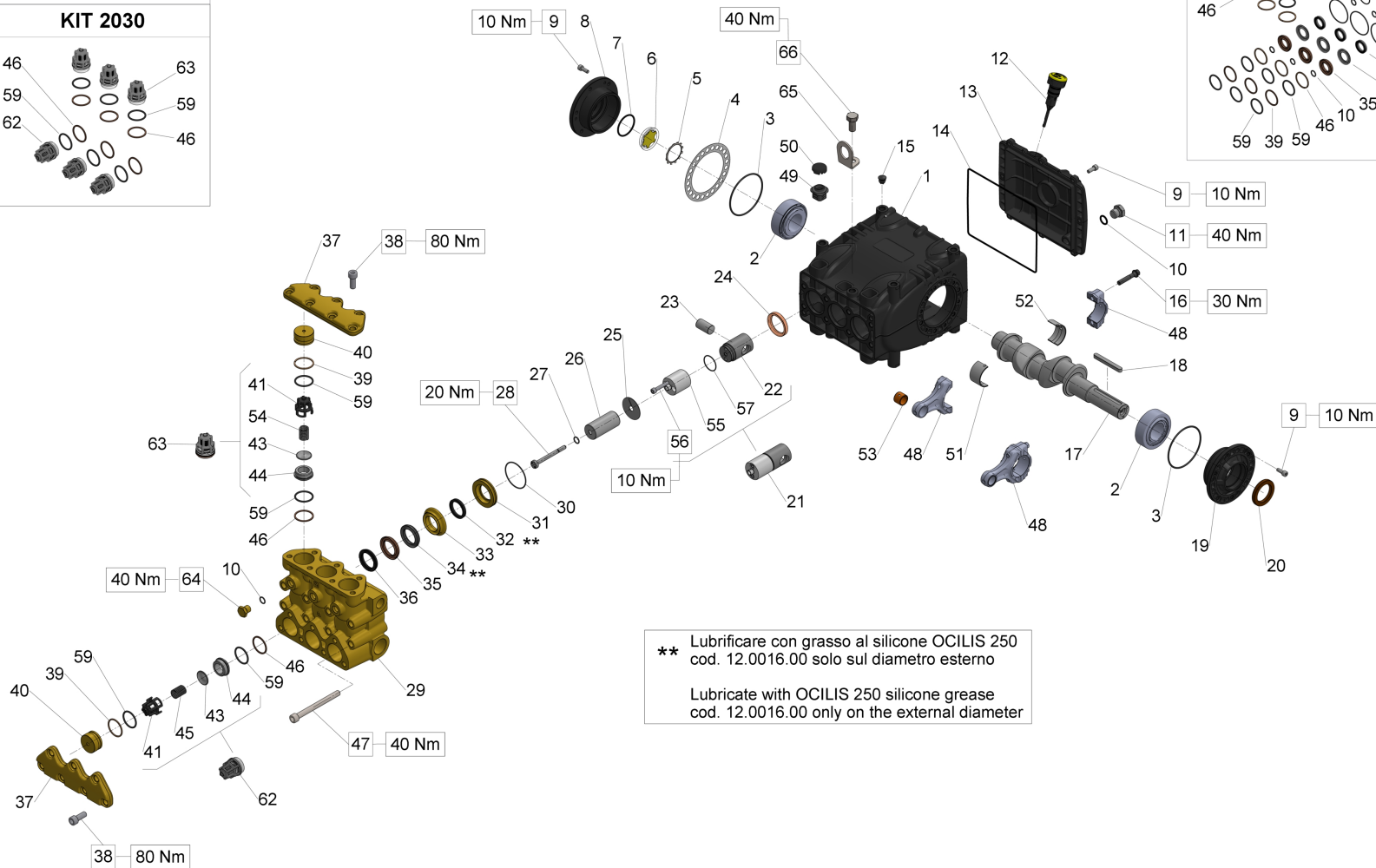
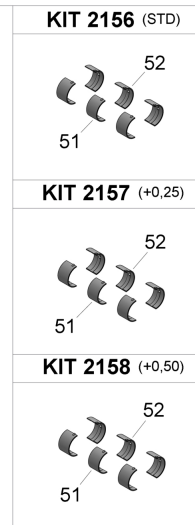
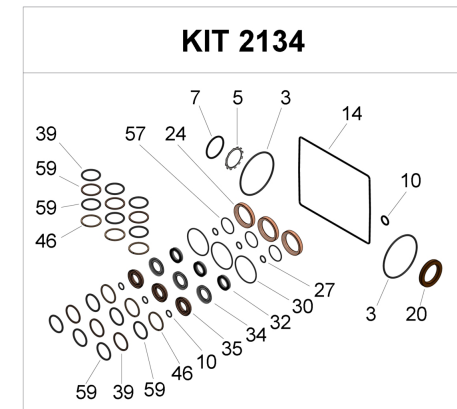
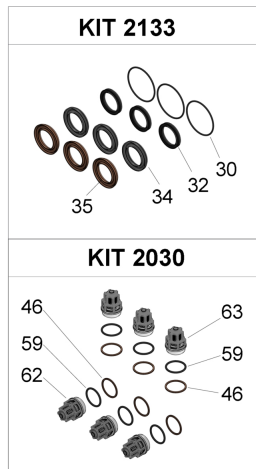
## VERSIONI - VERSIONS

Albero maschio con linguetta - GAS - Male shaft (key) - GAS

Pag. 3

---

# Albero maschio con linguetta - GAS - Male shaft (key) - GAS



\*\* Lubrificare con grasso al silicone OCILIS 250 cod. 12.0016.00 solo sul diametro esterno  
 Lubricate with OCILIS 250 silicone grease cod. 12.0016.00 only on the external diameter

## Albero maschio con linguetta - GAS - Male shaft (key) - GAS

Ref.	Codice - Part n°	Qtà - Qty	Descrizione	Description
1	70010022	1	CARTER POMPA	CRANKCASE
2	91847700	2	CUSC. A RULLI CONICI 35X72X28 - 33207/Q	TAPER ROLLER BEARING 33207/Q
3	90391500	2	ANELLO OR D.80,6X2,62 (BS642)	O-RING D. 80.6X2.62 (3318)
4	70220381	1	SPESSORE DI RASAMENTO 0.25 MM	SHIM 0.25 MM.
4	70220081	1	SPESSORE DI RASAMENTO 0.1 MM	SHIM 0.1 MM.
5	90075600	1	ANELLO ZJ45	CIRCLIP D.45 (ZJ45)
6	70211801	1	SPIA LIVELLO OLIO	OIL SIGHT GLASS
7	90387700	1	OR D.39,34X2,62 (3156)	O-RING 39,34X2,62 (3156)
8	70150122	1	COPERCHIO CUSCINETTO LATO SPIA	BEARING COVER (OIL GLASS SIDE)
9	99185400	20	VITE M6X16 5931 8.8 ZINC.	SCREW M6X16 UNI 5931 8.8 Z.
10	90383300	4	OR D.13,95X2,62 (3056)	O-RING 13,95X2,62 (3056)
11	98210050	1	TAPPO G3/8X13 TE22 ZINC.	PLUG G3/8x13 TE22
12	98211500	1	TAPPO CON ASTA D.21,5X70	OIL DIPSTICK D.21,5X70
13	70160022	1	COPERCHIO CARTER	
14	90394200	1	OR D.190,17X2,62 (3750)	OR D.190.17X2.62 NBR 70SH
15	98200500	5	TAPPO PER FORO D.15	PLUG D. 15
16	99312300	6	VITE SERRAGGIO BIELLA M8X1X42	CONN.ROD BOLT M8X1X42
17	70020035	1	ALBERO A GOMITI C.23	
18	91490000	1	LINGUETTA 8X7X70 UNI 6604	KEY 8h9X7X70 UNI 6604/A
19	70150022	1	COPERCHIO CUSCINETTO LATO PTO	BEARING COVER (PTO SIDE)
20	90166800	1	ANELLO RAD.35X52X7	OIL SEAL D.35X52X7
21	70606801	3	GRUPPO GUIDA PISTONE	PISTON GUIDE ASSY
22	70050115	3	GUIDA PISTONE	PISTON GUIDE T.N.
23	97742000	3	SPINOTTO D.18X36	GUDGEON PIN D.18X36
24	90167700	3	ANELLO RAD.36X47X6/7.5	OIL SEAL D.36X47X7
25	96709900	3	ROSETTA D.10X45X1	WASHER D.10X45
26	70040509	3	PISTONE D.36X63	PISTON D.36X63
27	90358400	3	OR D.10,82X1,78 (2043)	O-RING D.10,82X1,78(2043)90SH
28	70224136	3	VITE FISSAGGIO PISTONE	PISTON BOLT
29	70124141	1	TESTATA PER PISTONE D. 36	
30	90362600	3	OR D.50,52X1,78 (2200)	O-RING D. 50,52X1,78 (2200)
31	70081270	3	ANELLO DI FONDO D.36	PACKING RETAINER D.36 KEB
32	90279800	3	ANELLO TEN.AL.T.D.36X44X5,4L.P.	PACKING D.36X44X5,5 L.P.
33	70222470	3	ANELLO INTERMEDIO D.36	INTERMEDIATE RING D.36 (KEB)
34	90281800	3	ANELLO "RESTOP" D.36X48X6/3	RESTOP RING D.36X48X3/6
35	90282000	3	ANELLO TEN. D.36X48X6/3.5H.P.	PACKING 36X48X6

## Albero maschio con linguetta - GAS - Male shaft (key) - GAS

Ref.	Codice - Part n°	Qtà - Qty	Descrizione	Description
36	71100251	3	ANELLO DI TESTA PISTONE D.36	HEAD RING D.36
37	70222341	2	COPERCHIO VALVOLE	
38	99367100	14	VITE TCEI M10X25 UNI5931 12.9 DACROMET.	
39	90518000	6	ANELLO ANTIEST.D.32.4X36.5X1.5	ANTI-EXTR.RING D.32.4X36.5X1.5
40	70211670	6	TAPPO VALVOLE ASP.MANDATA	
41	36204705	6	GUIDA VALVOLA ASP. MANDATA	VALVE CAGE S.S. (70 SERIES)
43	36201076	6	VALVOLA SFERICA	VALVE PLATE
44	36204866	6	SEDE VALVOLA ASP. MANDATA	VALVE SEAT (70HT)
45	94745000	3	MOLLA DM 16X27,5 INOX	SPRING D. 16X27,5
46	90517800	6	ANELLO ANTIEST.D.31X35.5X1.5	
47	99381600	8	VITE TCEI M10X110 UNI5931 8.8 ZINCATA	SCREW M10X110 UNI5931 8.8
48	70030501	3	BIELLA COMPLETA	CONNECTING ROD COMPLETE
49	70222551	6	TAPPO CARTER	CRANKCASE PLUG
50	71225951	3	CAPPUCCIO TAPPO CARTER	PLUG CAP
51	90922100	3	SEMICUSC. TESTA BIELLA +0.25 -SUP.	UPPER HALF CONROD BUSHING +0.25 (BIG END) S.70
51	90922200	3	SEMICUSC. TESTA BIELLA +0.50 -SUP.	UPPER HALF CONROD BUSHING +0.5 (BIG END) S.70
51	90922000	3	SEMICUSC. TESTA BIELLA -SUP.	UPPER HALF CONROD BUSHING (BIG END) S.70
52	90922400	3	SEMICUSC. TESTA BIELLA +0.25 - INF.	LOWER HALF CONROD BUSHING +0.25 (BIG END) S.70
52	90922500	3	SEMICUSC. TESTA BIELLA +0.50 - INF.	LOWER HALF CONROD BUSHING +0.50 (BIG END) S.70
52	90922300	3	SEMICUSC. TESTA BIELLA-INF.	LOWER HALF CONROD BUSHING (BIG END) S.70
53	90910000	3	BOCCOLA PIEDE DI BIELLA	CONROD BUSHING (SMALL END) S.70
54	94745100	3	MOLLA DM.16X37 INOX	SPRING Dm. 16.0X37.0 INOX
55	70050266	3	STELO GUIDA PISTONE	PISTON GUIDE ROD
56	99192500	6	VITE TCEI M06X35 5931 A2-70	SCREW M06X35 5931 A2-70
57	90352800	3	OR D.29X1,5 (290-15)	O-RING D. 29.00x1.50 NBR 70SH
59	90386500	12	OR D.29,82X2,62 (3118)	O-RING 29,82X2,62 (3118)
62	36714301	3	GRUPPO VALVOLA A/M	INTAKE/DELIVERY VALVE (70HT)
63	36726001	3	GRUPPO VALVOLA MANDATA	GRUPPO VALVOLA MANDATA (70.KT LP)
64	98209900	3	TAPPO G3/8x13 NICKEL	PLUG G. 3/8X13 NICKEL
65	71223074	1	STAFFA DI SOLLEVAMENTO	STAFFA DI SOLLEVAMENTO
66	99426600	1	VITE TE M12X25-UNI5739 ZINC.	VITE TE M12X25-UNI5739 ZINC.
KIT2030	34203001	1	KIT 2030	
KIT2133	34213301	1	KIT 2133	KIT 2133*PACKING D.36 (70 KEB)
KIT2134	34213401	1	KIT 2134	
KIT2156	34215601	1	KIT 2156	KIT 2156*CONROD BUSHING
KIT2157	34215701	1	KIT 2157	KIT 2157*CONROD BUSHINGS +0,25

## Albero maschio con linguetta - GAS - Male shaft (key) - GAS

Ref.	Codice - Part n°	Qtà - Qty	Descrizione	Description
KIT2158	34215801	1	KIT 2158	KIT 2158*CONROD BUSHINGS +0,50